

IOWA STATE UNIVERSITY

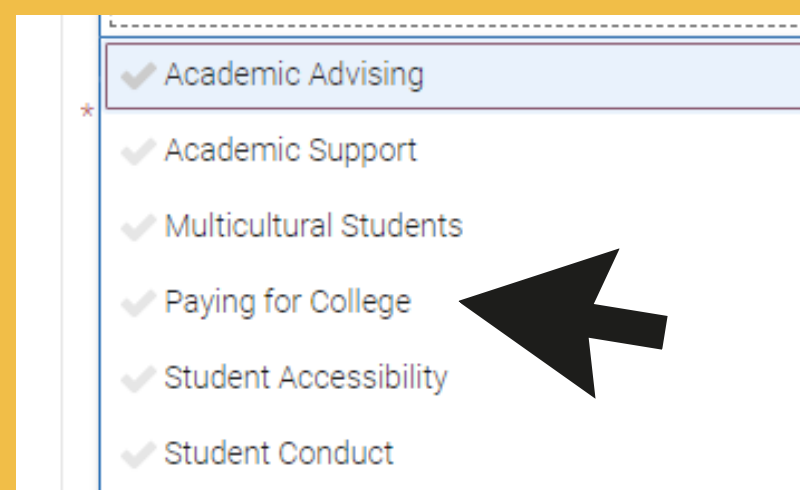
Office of Student Financial Aid

SCHEDULING FINANCIAL AID APPOINTMENTS

1. ACCESSPLUS & NAVIGATE STUDENT

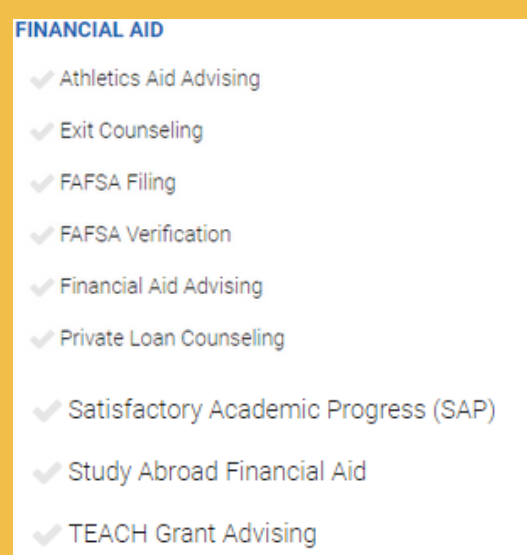
Open the app **"Navigate Student"**
Then select the **+** in the upper right-hand corner and select **"Schedule Appointment"**

2. SCHEDULE CAMPUS APPOINTMENT



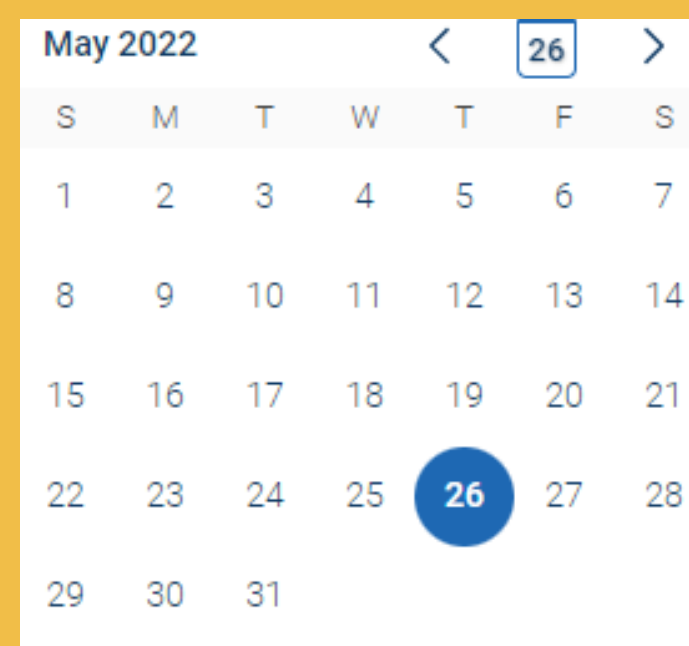
Scroll down and click on **"Paying for College"**

3. SELECT APPROPRIATE SERVICE



Scroll down and select the appropriate service from the list under **"Financial Aid"**

4. PICK A DATE AND TIME



5. REVIEW AND CONFIRM

Review the appointment and include notes on the content intended to be discussed.

CONGRATULATIONS!

A confirmation email will be sent to your ISU email or an **SMS** message will be sent to the appropriate phone number.

SERVICES



- ▶ **Athletics Aid Advising - Financial Aid Questions for Student-Athletes**
- ▶ **Exit Counseling - Loan Repayment Discussion for Graduating Students**
- ▶ **FAFSA Filing - Assistance with filing your FAFSA**
- ▶ **FAFSA Verification - Assistance with resolving any outstanding FAFSA verification issues**
- ▶ **Financial Aid Advising - Financial Aid Questions for all students**
- ▶ **Private Loan Counseling - Required counseling for first-time private loan borrowers (after the student has applied for a loan)**
- ▶ **Satisfactory Academic Process (SAP) - Advising regarding the SAP appeal process**
- ▶ **Study Abroad Financial Aid - Questions about financial aid while studying abroad or through National Student Exchange (NSE)**
- ▶ **TEACH Grant Advising - Informational advising over the Federal TEACH Grant program**